

#### INTRODUCTION:

Adam Tech right angle PCB mount High Density D-Sub connectors are a popular interface for many I/O applications. Offered in 15, 26, 44, 62 and 78 positions they are a good choice for a low cost industry standard high density connection. Adam Tech connectors are manufactured with precision stamped contacts offering a choice of contact plating and a wide selection of mating and mounting options.

#### FEATURES:

- High Density in standard size shell
- Industry standard compatibility
- Durable metal shell design
- Precision formed contacts
- Variety of Mating and mounting options

#### MATING CONNECTORS:

Adam Tech high density D-Subminiatures and all industry standard high density D-Subminiature connectors.

#### SPECIFICATIONS:

##### Material:

Standard insulator: PBT, 30% glass reinforced, rated UL94V-0  
 Optional Hi-Temp insulator: Nylon 6T rated UL94V-0  
 Insulator Colors: HDL Series: Black  
 HDVG Series: Blue

Contacts: Phosphor Bronze  
 Shell: Steel, Tin or Zinc plated  
 Hardware: Brass, Nickel plated

##### Contact Plating:

Gold over Nickel underplate on contact area.

##### Electrical:

Operating voltage: 250V AC / DC max.  
 Current rating: 5 Amps max.  
 Contact resistance: 20 mΩ max initial  
 Insulation resistance: 5000 MΩ min.  
 Dielectric withstanding voltage: 1000V AC for 1 minute

##### Mechanical:

Insertion force: 0.75 lbs max  
 Extraction force: 0.44 lbs min

##### Temperature Rating:

Operating temperature: -55°C to +105°C  
 Soldering process temperature:  
 Standard insulator: 235°C  
 Hi-Temp insulator: 260°C

##### PACKAGING:

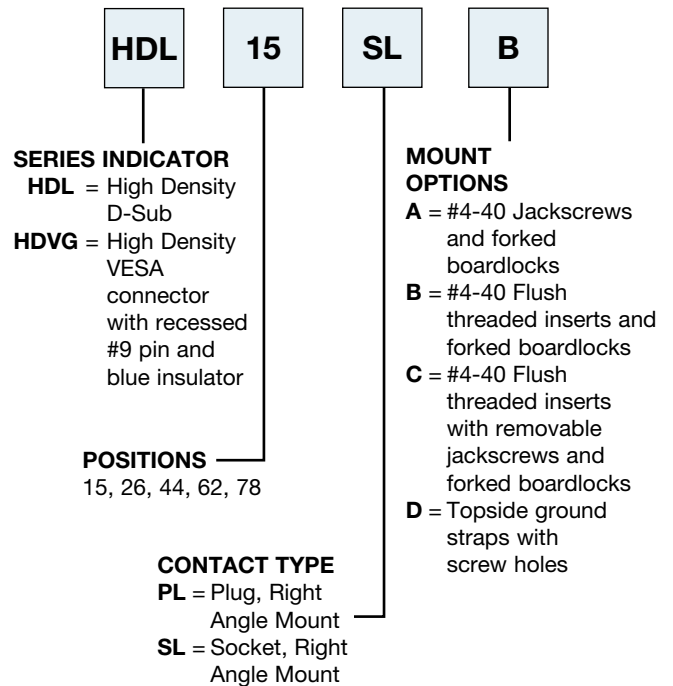
Anti-ESD plastic trays

##### APPROVALS AND CERTIFICATIONS:

UL Recognized & CSA Certified, File no. E224053



#### ORDERING INFORMATION

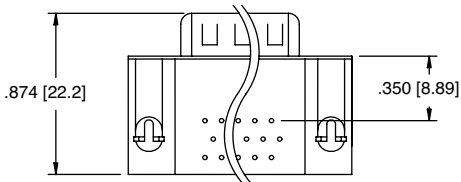
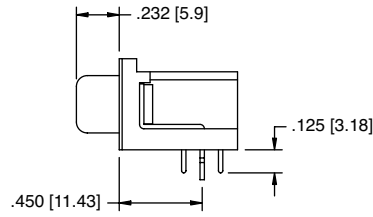
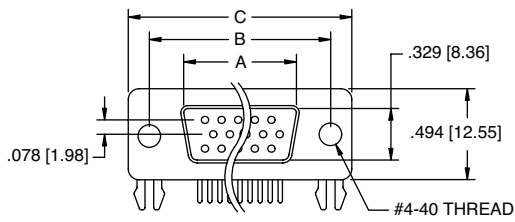


#### OPTIONS:

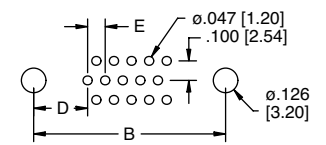
Add designator(s) to end of part number  
**15** = 15 μin gold plating in contact area  
**30** = 30 μin gold plating in contact area  
**EMI** = Ferrite filtered version for EMI / RFI suppression (Page 114)  
**F** = Retention 4 prong boardlocks  
**HT** = Hi-Temp insulator for Hi-Temp soldering processes up to 260°C  
**R** = Round Riveted Jackscrews



### PLUG

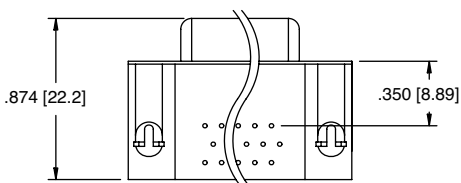
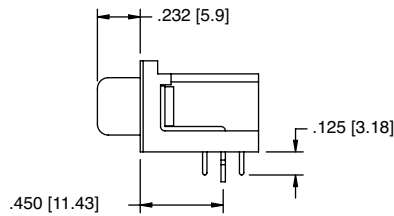
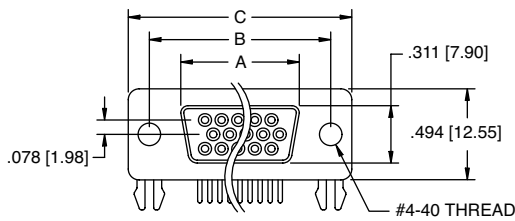


**HDL15-PL-B**

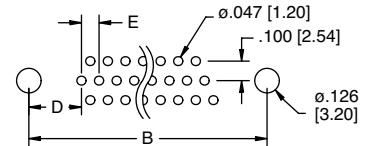


**15 Position PCB Layout**

### SOCKET

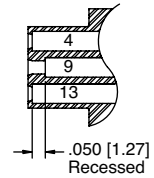


**HDL15-SL-B**



**26, 44, 62 Position PCB Layout**

### Hi Density Video Graphics Connector



**HDVG-15-SL-B**

Unit: Inch [mm]

Positions	PLUG	SOCKET	DIMENSIONS			
	A	A	B	C	D	E
15	.666 [16.92]	.643 [16.33]	.984 [24.99]	1.213 [30.81]	.277 [7.04]	.090 [2.29]
26	.994 [25.25]	.971 [24.66]	1.312 [33.32]	1.541 [39.14]	.277 [7.04]	.090 [2.29]
44	1.534 [38.96]	1.511 [38.38]	1.852 [47.04]	2.088 [53.04]	.277 [7.04]	.090 [2.29]
62	2.182 [55.43]	2.159 [54.84]	2.500 [63.50]	2.729 [69.32]	.276 [7.00]	.095 [2.41]
78	2.079 [52.81]	2.064 [52.43]	2.406 [61.11]	2.635 [66.93]	.300 [7.63]	.095 [2.41]